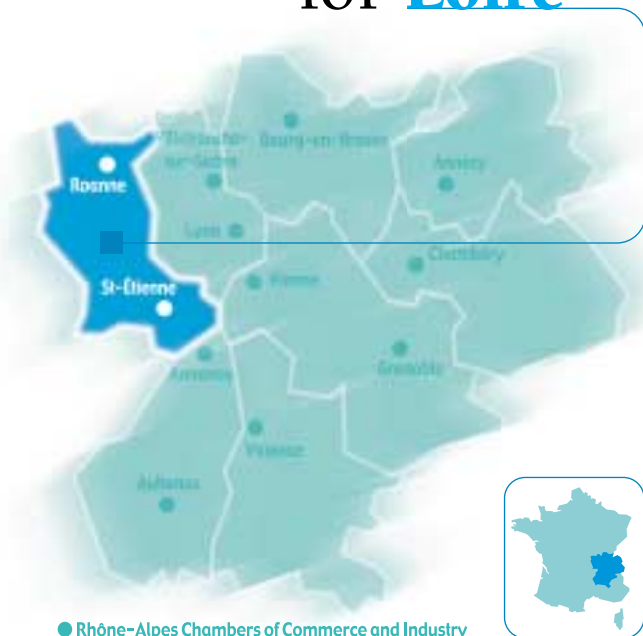


Key Figures for **Loire**



Edition 2001-2002

Saint-Etienne - Montbrison

Chamber of Commerce
and Industry

57, Cours Fauriel

42024 Saint-Etienne Cedex 2

Tel.: (33) 4 77 43 04 00

Fax: (33) 4 77 43 04 01

Web: www.saint-etienne.cci.fr

E-mail: cci@saint-etienne.cci.fr

Roanne region

Chamber of Commerce
and d'Industry

4, Rue Marengo

42334 Roanne Cedex

Tel.: (33) 4 77 44 54 64

Fax: (33) 4 77 72 17 17

Web: www.roanne.cci.fr

E-mail: cci@roanne.cci.fr

The Loire department, opening-up and expansion

The Loire department is the third economic power in the Rhône-Alpes region. Bordered by the Massif Central, Burgundy and the Rhône corridor, the Loire department with its 728 500 inhabitants holds a key position in the region. These assets mobilize all the economic parties for the development of numeric, railway and road (A45 and A89) communications in order to perpetuate the strategic activities of the department and to extend its opening-up to the international level.

Human geography



Surface area

Loire: 4 806 km² or 10.7 % of Rhône-Alpes.

Source: Insee 1990

Population

Population (inhabitants)	Loire	Loire/R.A. in %
1999	746,288	14
1990	728,524	13

Source: Insee RGP 1990 and 1999

Population of the main urban areas

St-Etienne* (Préfecture)	291,960
St-Chamond	82,535
Roanne (Sous-Préfecture)	80,272
St-Just-St-Rambert	45,386
Montbrison (Sous-Préfecture)	19,935

* St Etienne and its suburbs involving several departments: two districts of St Etienne urban area with 3716 inhabitants are located in Haute-Loire

Source: Insee RGP 1999

Structure of the population by age-group

Age-group	Loire	Rhône-Alpes
0-24	30.5	31.8
25-39	20.1	22.1
40-59	25.9	26.1
60 and over	23.5	20.0

Source: Insee estimation 1999

Employment



Overall employment

	overall employment absolute value	Unwaged employment	Loire/R.A. in %
Total	271,178	12.0	11.8

Source: Insee - Estimations of employment in departments 01/01/2000

Unemployment rate

In %	Loire	Rhône-Alpes	France
Unemployment rate	9.0	7.2	8.7

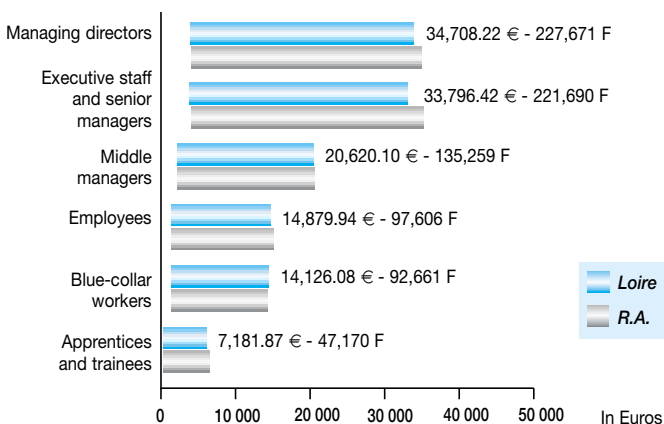
Source: DDTEFP on 03/31/2001

Job qualification

Number of paid jobs (%)	Loire	Rhône-Alpes
Managing directors	2.6	2.5
Executive staff and senior managers	7.4	9.9
Middle managers	19.2	21.9
Employees	21.7	23.7
Blue-collar workers	45.4	38.8
Apprentices and trainees	3.7	3.2

Source: Insee DADS 1998, latest available data

Average annual net income by socio-professional category



Source: Insee DADS 1998, latest available data

T raining - research



In-service training and apprenticeship (or sandwich courses)

		Loire/R.A. in %
Professional training establishments504 9.91
Organization turnover	.. 54.50 M€ - 357.5 MF 8.83
Apprenticeship contracts 2,427 12.49
Qualification contracts 1,345 10.03

Source: DRTEFP 1999

no of apprenticeship contracts in CCI: St-Etienne: 785 Roanne: 313

Source: DDTEFP (2000 accrued figures)

Higher education

20 271 students: Universities: 13159, IUFM: 733, schools of engineering: 955 (including the Grande Ecole of Mining Studies, ENISE, ITECH, ISTIL...), ESC: 275 with the creation of a MBA, Fine Arts and Architecture: 831, Health and social services schools: 1277, technical studies certificate (BTS) and similar degrees: 2331, classes preparing students to the Grandes Ecoles: 636.

Source: Rectorat 2000/2001

Research and innovation

About 1200 researchers, professors and PhD students work in 40 laboratories and a hundred of businesses have at least one R&D structure for 350 researchers. The businesses rely more particularly on technical centres as IFTH (textile industry), the CETIM (mechanics), LASPI (Signals and Industrial Processes) or the Rhône-Alpes Production Engineering Centre and on private laboratories as HEF (surface treatment). 2.7 million euros for ANVAR grants and 115 patent applications.

Sources: ANVAR - INPI

T ransports - Communications



The Loire department has a strategic location on major national and European roads less than 50 kms from Lyon. Hence its constant efforts to pursue road and motorway construction sites (linking with the future bypass to the west of Lyons, A89 Roanne - Balbigny and A45 Lyons - St-Etienne motorways. At the same time, the department works on the improvement of its railway network (Bullet train and regional train lines), air traffic with its 2 airports: St-Etienne - Bouthéon and Roanne - Renaison and numeric communications with a large-scale development plan of intense flow facilities and associated services concerning both businesses and private individuals.

Rail transport: 5 285 013 travellers and 889 914 tons of freight.

Air transport: 130 060 passengers in St-Etienne and 8 713 in Roanne-Paris air route.

Source: CCI

Economic fabric



49 019 establishments, 271 178 jobs and nearly 12 000 additional employees in 3 years show the prosperity and the vitality of the Loire department economy. Based on a dense industrial fabric (textile, engineering and food processing industry), the department is moving towards service activities that make up over 51% of jobs. The year 2000 was particularly favourable to the department economy with an increase of 2.7% private business employment. Open to the international trade (+11% exports in 2000), the Loire department has 93 companies with over 50 employees and a foreign capital base.

For further informations about the Roanne region:

<http://www.roanne.cci.fr/CHIFCLES/INDEX.HTM>

For further informations about Saint-Etienne/Montbrison - Loire-South:

<http://www.saint-etienne.cci.fr/Ecoloc F.htm>

Source: CCI

Rhône-Alpes GDP

PIB	R.A./France (in %)	Position in France	Per capita GDP
137,354 M€	9.8%	2 nd	24,113.3 €
900,983 MF			158,173.0 F

GDP: Gross Domestic Product

Source: Insee 1998 latest available figures

Number of businesses per economic sector in the Loire department

Agriculture	Industry	Construction	Trade	Services*	Total
7,975	5,374	4,095	9,130	22,445	49,019

Source: Sirène Insee - 01/01/2001

* Services including non-commercial sectors, public administrations, professions...

Total number of jobs per economic sector

	Agriculture	Industry	Construction	Trade	Services
Loire (%)	3.2	26.6	6.2	13.1	51.0
R.A. (%)	2.8	21.8	6.2	13.0	56.2

Source: Insee - estimations of employment in the departments - 01/01/2000

Business creation

	Loire 2000	Loire (%) Trade 00/99	Loire/R.A. (%)
New businesses	1,674	5.8	10.13
Take-overs	644	- 2.6	14.29
Reactivation	523	9.6	9.94
Overall business creations	2,841	4.4	10.83

Source: SIRENE Insee - 1999 and 2000 raw data commercial sector excludes agriculture and financial activities

Changes in businesses recorded by the CCI's

	Industry	Construction	Trade	Services	Total
No of registrations	235	159	1,202	905	2,501
Share Loire/R.A.(%)	13.14	10.66	11.00	9.55	10.56
No of deregistrations	323	143	1,608	766	2,840
Share Loire/R.A. (%)	18.24	13.76	14.19	10.98	13.45

Source: CCI economic data - 2000

Changes in craft industries

	Registrations No	Loire/R.A. (%)	Deregistrations	Loire/R.A. (%)
Total Loire	960	11.17	1,430	12.85

Source: Répertoires des métiers - 1999

Foreign investments in the department

93 businesses with over 50 employees and a foreign capital base in the Loire (11.32% of the total in R.A.)

Source: CRCI data base in 07/2001 (Businesses with at least 30% foreign capital)

F

oreign trade



Trade

	Loire	Trend 00/99 (%)	Loire/R.A. (%)
Exports	2,440.71 M€ - 16,010 MF	11.41	6.56
Imports	2,326.07 M€ - 15,258 MF	27.88	7.48

Source: Inter-regional customs office, Lyon - 2000

Exports by category

	Loire	Loire/R.A. (%)
Main products exported		
- Mechanical equipments	501.09 M€ - 3,286 MF	10.02
- Chemicals	421.59 M€ - 2,765 MF	7.62
- Textile industry products	331.35 M€ - 2,173 MF	20.90
Main customer countries		
- Germany	443.78 M€ - 2,977 MF	7.93
- Italy	312.22 M€ - 2,048 MF	6.64
- Spain	228.37 M€ - 1,498 MF	8.53

Source: Inter-regional customs office, Lyon - 2000

Average value per ton exported

Loire:	2,989.8 € - 19,612 F
Rhône-Alpes:	3,240.8 € - 21,258 F

Source: Inter-regional customs office, Lyon - 2000



Number of businesses per category (in terms of number of empl.)

	ND	0 employees	1 to 9	10 to 49	50 and over	Total
Total	163	1,435	2,508	990	278	5,374

All businesses except for buildings and civil engineering works

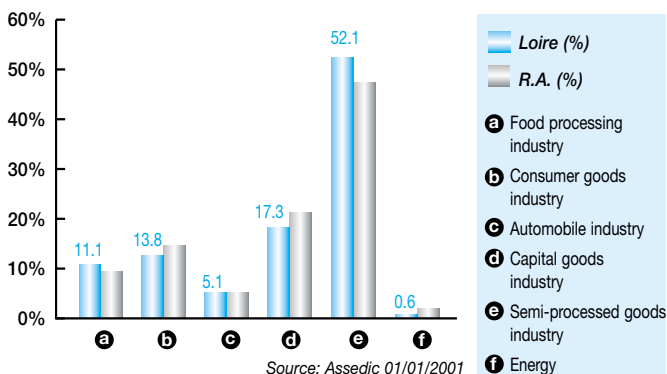
Source: Sirène Insee - 01/01/2001

ND: number of businesses in which the no of employees is not specified

No of businesses with over 200 employees: 50

Number of private business employers and wage-earning jobs per sphere of activity

	No of businesses*	Wage-earning jobs
Food processing industry	761	7,582
Consumer goods industry	556	9,378
Automobile industry	56	3,464
Capital goods industry	563	11,775
Semi-processed goods industry	1,506	35,525
Energy	18	436
Total Loire Industry	3,460	68,160
Total R.A. industry	22,583	492,781



Main industrial fields

Organized around 3 strategic spheres of activities (textile, 2nd French foremost centre, Mechanics with nearly 27 000 employees and Food processing industry representing more than 16% of this sector in R.A.), industry rose by 0.5% during year 2000 with a trend towards concentration of its factors of production. This increase particularly concerns the sectors of mechanical equipments (+257 employees), chemicals, rubber and plastics (+276 employees).

Source: Assedic

B Building and civil engineering



Number of businesses per category (in terms of n° of employees)

	ND	0 employees	1 to 9	10 to 49	50 and over	Total
Total	51	1,599	2,147	274	24	4,095

All businesses, ND: number of businesses in which the n° of employees is not specified.

Source: Sirène Insee - 01/01/2001

No of businesses with over 200 employees: 4

Number of private business employers and wage-earning jobs

	Number of businesses*	Wage-earning jobs
Total Loire construction	2,178	14,606
Total R.A. construction	17,738	126,003

Source: Assedic 01/01/2001

* only private businesses with wage earners

Characteristics of the construction sector

This sector created more than 600 jobs in 2000 (that is 1500 jobs since 1997). The growth of the construction sector was particularly sustained in the field of business premises (agricultural, logistical and store spaces).

Source: Assedic

Construction of business premises

	Surface of new buildings (sq.m)	Loire/R.A. in %
Agriculture	153,900	23.12
Industry	145,700	10.66
Storage	51,400	16.58
Trade	42,700	13.28
Offices	25,000	7.13
Other	84,300	10.90
Total	503,000	13.28

Source: SITADEL DDE - 2000

Construction of housing

	House starts	Loire/R.A. in %
Individual	2,336	10.91
Collective	719	5.22
Total Loire	3,075	8.45

Source: SITADEL DDE - 2000



Number of businesses per category (in terms of number of empl.)

	ND	0 employee	1 to 9	10 to 49	50 and over	Total
Total	239	3,979	4,352	489	71	9,130

All businesses - ND: number of businesses in which the n° of employees is not specified

Source: SIRENE Insee - 01/01/2001

No of commercial establishments with over 200 employees: 8

Number of private business employers and wage-earning jobs per sphere of activity

	Number of businesses*	Wage-earning jobs
Trade and car repair	810	5,143
Wholesalers and intermediaries	970	8,051
Retailers and repairs	2,630	16,798
Total trade Loire	4,410	29,992
Total trade R.A.	37,631	278,590

* only private businesses with wage earners

Source: Assedic 01/01/2001

Main commercial activities

With an appreciable increasing number of wage earners (+1159), the trade sector employs nearly 30 000 people. Innovative initiatives revitalize the commercial activity. Town centres are booming again through a partnership management set up in Saint-Etienne and the "Quality Trade" venture in Roanne. The Loire is the only French department that started to give an overall consideration to a Trade Development Programme.

Source: CCI

Trading facilities with over 300 sq.m. and over

	Number of businesses
Superstores mainly retailing food	102
Including hypermarkets	12
Including supermarkets	82
Specialized superstores	415

Source: DDCCRF - 1st term 2001

Tradable expenditure of households

	Loire	Rhône-Alpes
Total expenditure	7,239 M€	55,576 M€
Average expenditure per household	47,484 MF	364,557 MF
	24,318 €	24,441 €
	159,516 F	160,326 F

Source: ACFCI, 1999, latest available data



Number of businesses per category (in terms of No of employees)

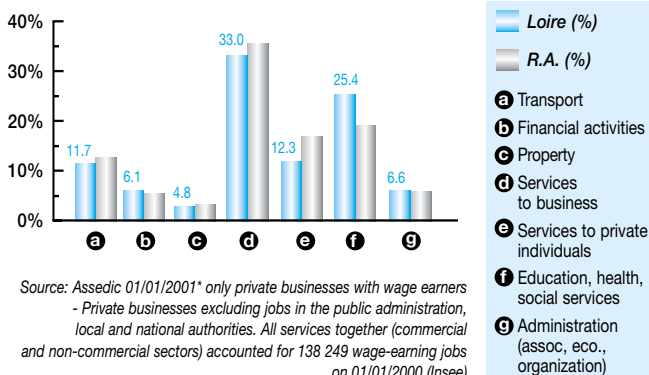
	ND	0 employees	1 to 9	10 to 49	50 and over	Total
Total	1,822	10,539	8,614	1,222	248	22,445

All businesses - ND: number of businesses in which the n° of employees is not specified
Source: SIRENE Insee - 01/01/2001

Number of businesses with over 200 employees: 48

Number of private business employers and wage-earning jobs

	Number of businesses	wage-earning jobs
Transport	625	9,075
Financial activities	605	4,738
Property	1,901	3,735
Services to business	1,883	25,579
Services to private individuals	2,531	9,530
Education, health, social services	1,803	19,718
Administration (assoc, eco., organization)	587	5,155
Total services Loire	9,935	77,530
Total services R.A.	87,120	753,122



Main sectors in services

The sector of services doubled within 20 years. Over 2 800 jobs were created in 2000 in this sector experiencing a radical transformation with nearly 10 000 employees more than in the industrial sector. In order to promote the prosperity and the diversity of "high tech" service companies to businesses an appropriate data base is available on Internet:
<http://tertiaire42.tbdel.org>

Source: CCI, ASSÉDIC

Crafts



Craft enterprises

Category: No of empl.	0 employ.	1 to 5	6 to 10	11 and over	Total
Total	4,567	5,175	1,058	476	11,276

Source: Rhône-Alpes regional professional association - 01/01/2000
Some craft businesses are listed both as trades and as companies

Wage-earning jobs per economic sector

	Loire	Rhône-Alpes
Food	3,440	30,067
Production	10,162	75,537
Building	7,406	62,268
Services	6,481	57,961
Other	72	1,411
Total	27,561	227,244

Source: Rhône-Alpes regional professional association (excluding apprentices) - 01/01/2000

Agriculture



Farms and population

	Loire (Nb)	Loire/R.A. (%)
Farms*	8,098	14.20
Working family population*	8,179	14.15
Permanent employees*	576	9.25

* Full-time equivalent. Source: DRAF, first results of farm inventory 2000

Agricultural land

	Loire	Rhône-Alpes
Usable agricultural land (ha)	240,556	1,555,093
Proportion of UAL /total surface (%)	50.1	34.6

Source: DRAF 2000

Income from agricultural produce

	Loire	Loire/R.A. (%)
Crops	125.77 M€ - 825 MF	6.70
Livestock	261.91 M€ - 1,718 MF	19.25
Total	387.68 M€ - 2,543 MF	11.98

Source: DRAF 2000

Main produce of the department

The farm inventory 2000 emphasizes the strong meat and milk specificity of the Loire agriculture; the department has thus the first beef herd in Rhône-Alpes. Other productions also hold a growing position in the agricultural sector: fruit production and viticulture with the department 3 vineyards (with a guarantee of origin).

Source: DDAF



Tourist capacity

	Number of beds	Loire/R.A. (%)
Total No of beds*	113,349	5.16
in hotels	5,818	3.97
camping sites	8,400	3.77
tourist residences	-	-
furnished flats/houses	388	0.09
cottages and rooms in guest houses	1,707	4.62
other	5,052	5.91
country homes	93,285	5.57

*does not correspond to the total amount per category because of a partial double count between the furnished flats/houses and the country houses

Source: ORT 1999

Hotels

	No stars	Graded hotels				Non graded hotels
		★	★★	★★★	★★★★	
Total No of hotels	29	9	59	14	1	177

Source: DCCRF for graded hotels and CCI files for non-graded hotels - 2000

Number of nights sold - tourist accommodation

Accommodation type	Loire
Hotels	781,000
Outdoor accommodation	82,000
Group accommodation	164,600

Source: CDT

Tourism assets

The tourist assets of the Loire department are rich and varied. They deserve to be promoted in France and abroad. Within the framework of a Local Tourist Development Programme, important efforts have been undertaken in order to establish the communication between the actors of the different fields of activities making up the tourist landscape of the department. From the Monts de la Madeleine to the Monts du Lyonnais, from the Parc Naturel Régional du Pilat to the Monts du Forez and from plains to gorges, the Loire department, crossed by the longest river in France that gave its name to it, offers its visitors an amazing range of options with its attractive countryside, medium altitude sights, river activities as well as cultural and gastronomic tourism in a human-size natural setting that is captivating more and more international visitors.

Source: CCI