

Key figures for **Loire**

2008-2009 ÉDITION



**Chambre de Commerce et d'Industrie
du Roannais**
4, rue Marengo
42334 Roanne cedex
Tel. (33) 4 77 44 54 64
Fax: (33) 4 77 72 17 17
E-mail: cci@roanne.cci.fr
Web: www.roanne.cci.fr

**Chambre de Commerce et d'Industrie
Saint-Étienne / Montbrison**
57, cours Fauriel
42024 Saint-Étienne cedex 2
Tel. (33) 4 77 43 04 00
Fax: (33) 4 77 43 04 01
E-mail: cci@saint-etienne.cci.fr
Web: www.saint-etienne.cci.fr

The Loire, a competitive area

Surrounded by the Massif Central, Burgundy and the Rhodianian belt, the Loire 'departement' occupies a key position within the region.

The presence of three growth centres (ViaMéca, Techtera, Sporaltec) is a perfect illustration of the economic drive and excellent research and training present in the area. The Loire is also involved in other growth centres such as Minalogic, Lyon Biopole and Lyon Urban Trucks and Bus 2015.



Human geography

• Surface area

Loire: 4,780 km² or 10.9% of the Rhône-Alpes (R.A.).

Source: Insee

• Demography

Population (inhabitants)	Loire	Loire/R.A. (%)
2006*	732,998	12.2
1999**	728,524	12.9
1990**	746,288	13.9

*Source: Insee, local population estimates, 1/01/2006, latest available data

**Source: Insee RGP

Average annual population fluctuation rate	Loire (%)	Rhône-Alpes (%)
1999-2006	0.10	0.90
1990-1999	-0.27	0.60

Source: Insee RGP and local population estimates, 1/01/2006

• Population of main urban units

Saint-Étienne (Prefecture)	291,960
Saint-Chamond	82,535
Roanne (Sub-Prefecture)	80,272
Saint-Just-Saint-Rambert	45,386
Montbrison (Sub-Prefecture)	19,935

Source: Insee RGP 1999, latest available data

• Population density

Density in inhabitants per km ²	Loire	Rhône-Alpes
	153	137

Source: Insee, local population estimates, 1/01/2006, latest available data

Urban unit: all of the local government areas representing a continuum of built up area

• Population structure by age group

In %	Loire	Rhône-Alpes
0-24	30.5	32.3
25-39	19.0	20.5
40-59	27.1	27.1
60 and above	23.4	20.1

Source: Insee, local population estimates, 1/01/2006, latest available data



Employment

• Total employment

	Total employment (absolute value)	Non-salaried staff (%)	Loire/R.A. (%)
Total	283,103	10.1	11.4

Source: Insee, departmental employment estimates, 31/12/2006, provisional data

• Unemployment rate

In %	Loire	Rhône-Alpes	France
Unemployment rate*	7.0	6.2	7.2

Source: Insee-ANPE, 1st quarter of 2008

*Unemployment statistic according to the new methodology adopted nationally to calculate the unemployment rate in terms of ILO

The departmental and regional rates are known as « localised unemployment rates »

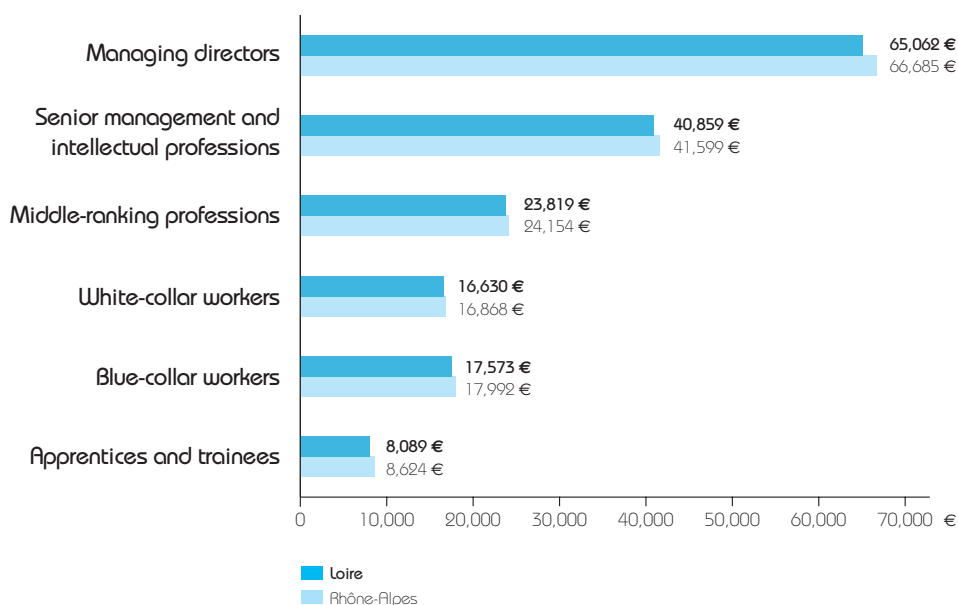
• Employment categories

Number of paid jobs* (%)	Loire	Rhône-Alpes
Craftsmen, tradesmen and company directors	0.6	0.6
Senior management and intellectual professions	13.6	17.1
Middle-ranking professions	21.6	23.9
White-collar workers	32.2	29.8
Blue-collar workers	31.9	28.5

Source: Insee CLAP 31/12/2006, latest available data

*Salaried employment only

• Average net annual salary by profession and social category



Source: Insee DADS 31/12/2006, latest available data



Education - Research

• Continuous education and apprenticeships

	Loire	Loire/R.A. (%)
Number of continuous training establishments	675	9.3
Business turnover	69.0 M€	8.1

	Loire	Loire/R.A. (%)
Apprenticeship contracts	2,969	11.5
Professionalisation contracts	1,998	10.9

Source: DRTEFP 2006, latest available data

Source: DRTEFP (cumul 2007)

• Higher education

The Loire has 21,688 students, made up of 14,010 studying at university (IUT, IUP, IUFM), 1,466 in engineering faculties (Mining, ENISE, ITECH...), 364 at the ESC, 733 studying Fine Arts and Architecture, 1,979 in health/social training schools, 2,297 studying for the BAC+2, 770 in preparatory classes and 69 in state administered schools.

Source: Ministry of National Education, 2007/2008.

• Research and innovation

There are about 1,200 research staff, professors and postgraduates working in almost 40 laboratories and about one hundred businesses have a R&D structure (more than 900 staff).

The businesses are supported mainly by technical centres like the IFTH, LASPI or ARDI Performances, and in private laboratories like HEF. More than 5.3 million € came from OSEO Innovation (9.5% of the grants in the Rhône-Alpes area) and 85 patent applications were submitted in 2007.

Sources: OSEO and INPI 2007



Transport - Communication

At the centre of National and European exchanges and themes, the Loire is actively pursuing its determined effort to maintain the high quality of its strategic infrastructures: A89 Bordeaux Roanne Lyon Geneva, A45 Saint-Etienne Lyon, RN7 Paris Nevers Roanne. The departement is also improving its railway connections (TGV and TER) and air links (Saint-Etienne Bouthéon airport, Roanne air strip). The digital infrastructures have moved towards high throughput broadband, reaching a level of service that is comparable with the great European cities, and serving both enterprises and individual citizens.

Rail transport: 7,204,956 passengers in 2007 (+3.3 % in 2006).

Source: SNCF



Economic environment

With more than 19,600 establishments in the private sector, more than 193,000 employees, we have a company creation rate that is in net expansion: the Loire's economy has demonstrated a level of wealth and vitality that is frequently underestimated. With its roots in a dense industrial environment (textiles, mechanical engineering and food processing), the department is developing tertiary sector service occupations that underpin the local economy.

For more information:

www.roanne.cci.fr

www.saint-etienne.cci.fr

• Rhône-Alpes GDP

GDP	R.A./France	Ranking in France	GDP/inhabitant
182,681 M€	9.8%	2 nd	30,043 €

GDP: Gross Domestic Product

Source: Insee, temporary figures for 2007

• Breakdown of businesses in the Loire

Industry*	Building/public works	Commerce	Services**	Total
4,712	4,570	9,381	18,193	36,856

Source: INSEE, Directory of companies and establishments, trading activities outside the agricultural sector, 1/01/2007, semi-definitive data

*The designation of activities under the heading of industry includes the APE 151F, 158B, 158C and 158D codes (pork butchery, baking and pastry manufacture).

These codes represent 815 establishments.

**Apart from government public administrative establishments, territorial administrative units, associations, foundations and professional agencies.

• Total employment by activity sector

	Agriculture	Industry	Building/PW	Commerce	Services
Loire (%)	2.8	21.2	7.1	13.2	55.7
Rhône-Alpes (%)	2.3	19.0	6.9	13.6	58.2

Source: Insee, departmental employment estimates, 31/12/2006, provisional data

• Business creation

	Industry*	Building/PW	Commerce	Services	Total
Loire	218	575	900	1,631	3,324
Loire/Rhône-Alpes (%)	10.5	9.7	12.4	9.1	10.0

Source: Insee, 2007 and 2006

Field: trading activities outside the agricultural sector
The definition of company creations was modified in January 2007 in order to harmonise the statistics at a European level.

*Including the APE 151F, 158B, 158C and 158D codes (pork butchery, baking and pastry manufacture).

Company creation rate in 2007*	Loire	Rhône-Alpes
In %	11.0	11.0

Source: Insee 2007

*Ratio between the number of creations found in 2007 and the number of active companies at 1/01/2007

• Changes of businesses listed by CCI

	Industry*	Building/ PUW	Commerce	Services	Total
No. registered	309	320	1,198	1,596	3,423
Loire / R.A. (%) share	11.6	9.1	11.4	9.7	10.3
Number deleted	332	180	941	993	2,446
Loire / R.A. (%) share	15.8	11.0	12.7	11.2	12.2

Source: CCI economic records 2007, provisional data

*Including APE codes 151F, 158B, 158C and 158D (processed meats, bakery and pastry making)

• Changes of small-scale businesses

	Number of registrations	Loire/R.A. (%)	Number of deletions	Loire/R.A. (%)
Total for Loire	1,568	10.9	1,153	8.8

Source: Regional chamber of skill sectors and craftsmanship of the Rhône-Alpes, 2007 skills directory

• Foreign investments

103 branches with 50 white-collar workers and above of businesses with foreign* capital in the Loire, or 11.4 % for the Rhône-Alpes area.

Source: the CPCI Rhône-Alpes database, July 2008

*The following are considered as branches of businesses with foreign capital:

- those in which at least 33% of the capital comes from overseas,
- those in which at least 33% of the capital is held by a French subsidiary of a foreign group



Foreign Trade

• Commercial trade

	Loire	Trend 06/05 (%)	Loire/R.A. (%)
Exports	3,433 M€	10.3	7.6
Imports	2,581 M€	8.1	6.7

Source: Customs and Indirect Duties Service - 2007

• Leading exports

	Loire	Loire/R.A. (%)
- Intermediary goods	1,459 M€	7.1
- Equipment	1,067 M€	10.9
- Agricultural and food industry products	313 M€	6.0

Source: Customs and Indirect Duties Service - 2007

• Leading customer/supplier countries

	Loire	Loire/R.A. (%)
Leading customer countries		
Germany	486 M€	7.7
Italy	485 M€	10.0
Spain	350 M€	8.4
Leading supplier countries		
Germany	445 M€	7.0
Italy	426 M€	6.7
China	275 M€	11.2

Source: Customs and Indirect Duties Service - 2007



Industry

• Number of businesses per category in terms of number of employees

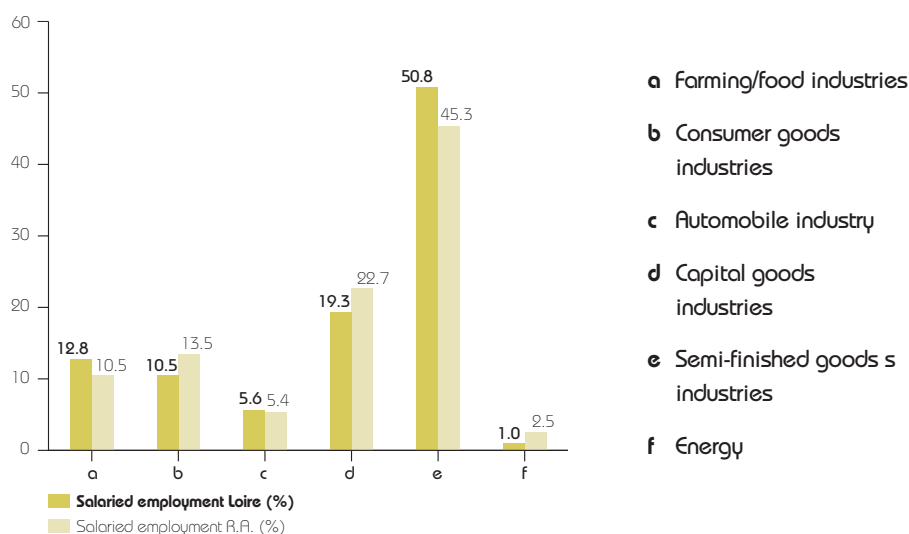
	ND	0 salaried	1 to 9	10 to 49	50 plus	Total
Total	1,451	141	2,004	877	239	4,712

ND: N° of businesses for which n° of employees is not specified
 Source: Insee, Directory of Enterprises and Establishments, trading activities, 1/01/2007, quasi-definitive data

Number of industrial businesses with more than 200 salaried staff: 36

• Private employer businesses and salaried employment per sector of activity

	Number of businesses*	Salaried employment
a Farming/food industries	693	7,176
b Consumer goods industries	421	5,898
c Automobile industry	50	3,134
d Capital goods industries	551	10,785
e Semi-finished goods industries	1,232	28,418
f Energy	20	565
Total industry for Loire	2,967	55,976
Total industry for Rhône-Alpes	20,330	437,705



Source: Assedic, 31/12/2007, provisional data
 *only private businesses employing salaried staff

• Main industrial links

The Loire is organised around 4 strategic sectors: textiles (the Roanne area is the 2nd leading sector in France), mechanical engineering (Loire Sud is the 3rd concentration in France), food processing (15.6% of the sector in Rhône-Alpes), medical technologies (30% of the activity in Rhône-Alpes). The Loire represents 14% of the industrial sub-contracting businesses in Rhône-Alpes. The 3 best represented trades are "mechanical engineering", "car parts" and "hydraulic press work".



Construction - Building/Public Works

• Businesses per group of salaried staff

	ND	0 salaried staff	1 to 9	10 to 49	50 plus	Total
Total	1,827	204	2,140	368	31	4,570

ND: N° of businesses for which n° of employees is not specified

Source: Insee, Directory of Enterprises and Establishments, trading activities, 1/01/2007, quasi-definitive data

• Private employer businesses and salaried employment

	Number of businesses*	Salaried employment
Total for construction in Loire	2,553	17,886
Total for construction in Rhône-Alpes	21,676	153,880

Source: Assedic, 31/12/2007, provisional data

*only private businesses employing salaried staff.

• Characteristics of the construction sector

The construction sector represents a workforce of over 17,800 employees, divided between 2,500 establishments. In ten years, this sector has created 4,000 jobs. Following a sharp increase in 2006, the construction of premises is hesitant despite a considerable increase in the trading and services sectors. In parallel with this, the construction of new housing rose once again: + 2.7 % between 2006 and 2007.

• Construction of business premises

	Surface area of the premises to be built (m ²)	Loire/R.A. (%)
Agriculture	145,200	26.4
Industry and special work	103,100	8.5
Non-agricultural storage	23,400	7.1
Commerce	34,300	5.3
Offices	56,200	9.0
Other	40,300	3.4
Total	402,500	8.9

Source: SITADEL DRE - 2007

• House building

	Number of houses started	Loire/R.A. (%)
Private	2,230	9.9
Associations	1,476	2.2
Total Loire	3,706	7.3

Source: SITADEL DRE - 2007



• Businesses per group of salaried staff

	ND	0 salaried staff	1 to 9	10 to 49	50 plus	Total
Total	4,669	372	3,749	513	78	9,381

ND: N° of businesses for which n° of employees is not specified
Source: Insee, Directory of Enterprises and Establishments, trading activities, 1/01/2007, quasi-definitive data

Number of commercial businesses with more than 200 salaried staff: 11

• Private employer businesses and salaried employment per sector of activity

	Number of businesses*	Salaried employment
Car trade and repair	765	5,121
Wholesale, intermediate trade	901	8,145
Retail, repair trade	2,613	17,788
Total trade of Loire	4,279	31,054
Total trade of Rhône-Alpes	38,816	306,022

Source: Assedic, 31/12/2007, provisional data
*only private businesses employing salaried staff.

• Main commercial activities

With a rise of 1.3%, retail trading once again progressed in 2007. The commercial sector now employs over 31,000 people. Innovative initiatives have stimulated commercial activity in the town centres, especially with partnership management for the town of Saint-Étienne, Saint-É Centre-Ville. At Roanne, the neighbourhood commerce stimulation plan has crowned the ground breaking actions applied in this field.

• Trading facilities with over 300 sq.m.

Number of establishments in the Loire*: 447
Districts of Saint-Étienne and Montbrison: 341
Districts of Roanne: 106

*excluding garages, market gardens, DIY supplies, supermarket centres and shopping malls
Source: CCI de Rhône-Alpes, 2007

• Tradable expenditure of households

	Loire	Rhône-Alpes
Tradable expenditure	6,402.24 M€	50,352.58 M€
Average expenditure per household	21,499.46 €	22,121.99 €

Source: ACFCI, IDC 2005, consumer expenditure for households in 2005, main items of current expenditure, not including some services, latest available data



Services

• Businesses per group of salaried staff

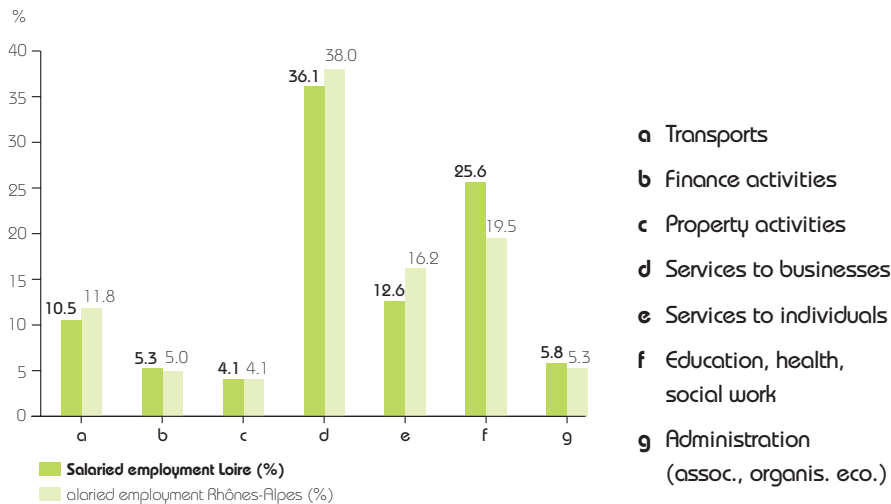
	ND	0 salaried staff	1 to 9	10 to 49	50 plus	Total
Total	10,448	1,044	5,704	848	149	18,193

ND: N° of businesses for which n° of employees is not specified
 Source: Insee, Directory of Enterprises and Establishments, trading activities, 1/01/2007, quasi-definitive data

Number of businesses with more than 200 salaried staff: 22

• Private employer businesses and salaried employment per sector of activity

	Number of businesses*	Salaried employment
a Transport	557	9,319
b Finance activities	591	4,680
c Property activities	1,609	3,608
d Services to businesses	2,124	31,974
e Services to individuals	2,662	11,165
f Education, health, social work	1,779	22,646
g Administration (assoc., organis. eco.)	546	5,125
Total services for Loire	9,868	88,517
Total services for Rhône-Alpes	93,707	873,912



Source: Assedic, 31/12/2007, provisional data
 Private occupations apart from employment in public administration and local and territorial administrative units. For the record, all services (profit-making and non-profit making sectors) cover 146,686 salaried staff as at 31/12/2006 (Insee)
 *only private business employing salaried staff

• Main sectors in the services

The services sector has tripled in 25 years. 2007 saw a new increase of almost 3,000 employees more than in 2006. Services to companies and private individuals are constantly progressing. In order to promote the wealth and diversity of tertiary sector service companies, an ad hoc database can be consulted on the Internet:
www.tertiaire42.fr, www.roanne.cci.fr/service/



Small Scale Businesses

• Small-scale businesses per group of salaried staff

	0 salaried staff	1 to 5	6 to 9	10 and +	Total
Total	4,983	4,684	952	793	11,412

Source: INSEE, Directory of companies and establishments, trading activities outside the agricultural sector, 1/01/2007, semi-definitive data

• Salaried employment per economic activity

	Loire	Rhône-Alpes
Food	3,455	31,554
Production	8,404	57,480
Building	10,427	87,050
Services	5,743	53,053
Total	28,029	229,137

Source: Insee DADS 31/12/2005, latest available data



Agriculture

• Agricultural businesses and population

	Loire (Number)	Loire/R.A. (%)
Agricultural businesses	6,415	14.0
Active family population*	7,127	14.6
Permanent salaried staff*	520	9.0

Source: Agreste Rhône-Alpes, Farming structure survey 2005, last available data
*equivalent full time

• Agricultural land

	Loire	Rhône-Alpes
Worked agricultural area (ha)	246,438	1,675,736
WAA share / total area (%)	51.3	37.3
Wooded area / total area (%)	29.5	36.4

Source: Agreste Rhône-Alpes 2007, provisional data
WAA: worked agricultural area

• Revenue from agricultural production

	Loire	Loire/R.A. (%)
Vegetable products	149.2 M€	7.5
Animal products	239.0 M€	18.3
Total	388.2 M€	11.8

Source: Agreste Rhône-Alpes 2007, agricultural accounts, provisional data

• Main products

The Loire is very much based on "meat and milk" production, with has the highest number of cattle of the Rhône-Alpes. Other products are becoming increasingly important, such as fruit and wine-growing with the vineyards of les Côtes Roannaises, les Côtes du Forez, le Saint-Joseph and le Condrieu.



• Tourist accommodation facilities

Number of beds	Loire	Loire/R.A. (%)
Approved hotels	6,164	4.6
Approved campsites	4,137	2.3
Tourist accommodation	-	-
Furnished accommodation graded Prefecture	1,981	0.9
- or furnished accommodation graded "Gîtes de France"	1,769	
- or furnished accommodation graded "Clévacances"	186	
Second homes*	93,285	5.6
Group accommodation	2,549	2.4

Source: Rhône-Alpes Tourism Observatory/ Rhône-Alpes Tourism Engineering Mission 2007

*Data 2006

**Source: Insee RGP 1999, latest available data

All of the « Gîtes de France » accommodation (gîtes, b&b, overnight stays and holiday accommodation, camping sites and children's centres) represent 3,484 beds.

• Hotel pool

Graded hotels	No stars	1 star	2 stars	3 stars	4 stars
Total number of hotels	18	7	63	12	1

Sources: DDCCRF and Prefecture - 2007

• Tourist bed-nights

Tourist bed-nights	Loire
Summer season 2006	365,097
Winter season 2006/2007	427,924

Source: INSEE Tourism Directorate 2007 – ORT/MITRA

• Tourist attractions

The tourist attractions of the Loire are many, varied and are well thought of in France and overseas. Serious efforts were made to bring together the actors of the various "lands" that make up the tourist landscape of the department. From the Monts de la Madeleine to the Monts du Lyonnais, from the Parc Naturel Régional du Pilat to the Monts du Forez and from plains to gorges, the Loire department, with France's longest river of the same name running through it, offers its visitors many activities: green tourism, villages, abbeys, medieval and cultural sites, gorges of the Loire river, holiday-making on the river and sports activities to seduce and attract an increasingly international clientele. Its gastronomy and its AOC wines make it an area where one can live well.